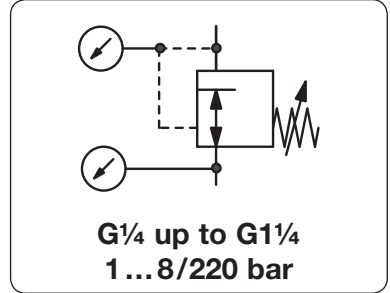


High Pressure Regulator for Outlet Pressure up to 200 bar

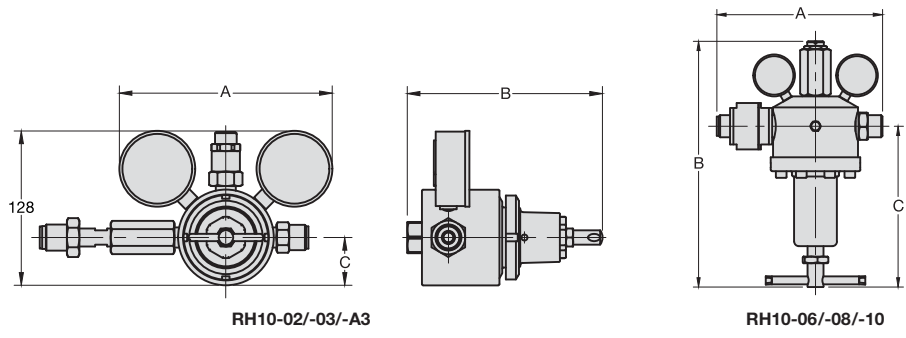
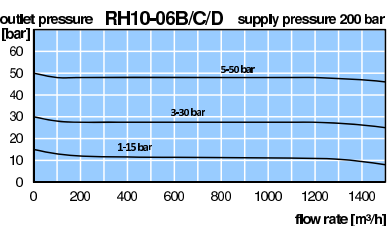
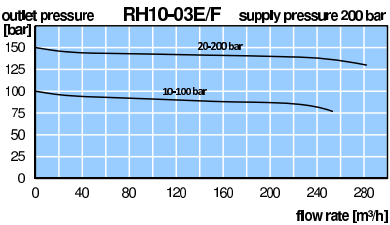
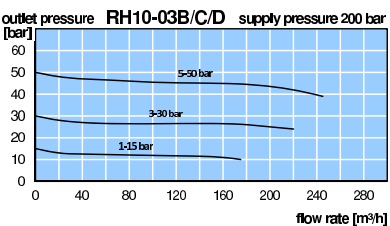
RH10

Description	For outlet pressures up to 15 bar the regulator has a diaphragm, for higher outlets a piston. A sintered bronze filter at the inlet port protects against contamination.	
Media	compressed air or non-corrosive gases	
Supply pressure	max. 220 bar	
Adjustment	RH10-02: by black plastic knob	all others: by T-handle with locknut
Gauge port	All regulators are equipped with both one supply pressure gauge and one outlet pressure gauge.	
Safety relief valve	prevents from overpressure, see chart	
Compensation	All regulators are equipped with supply pressure variation compensation, so that a change in supply pressure has no effect on the outlet pressure's stability.	
Temperature range	-20 °C to 60 °C / -4 °F to 140 °F	
Material	Body: brass, nickel-plated at RH10-02 Piston: brass at RH10-02 Valve seat: nylon Diaphragm: stainless steel at RH10-02, NBR/Buna-N at all others	Mounting position any Inlet filter: sintered bronze O-rings: EPDM or FKM, dependent on media



Dimensions			Safety	K _v -	Flow	Connection	Pressure	Order
A	B	C	relief valve	value	rate	thread	range	number
mm	mm	mm	S: with valve	(m ³ /h)	m ³ /h*1	l/min*1	bar	

High pressure regulator 220 bar										non-relieving, for compressed air, pressure gauges supplied	RH10
175	150	32	S	0.05	80	1300	DIN 477 / G _{1/4}	1 ... 8	RH10-02A		
			S					1 ... 15	RH10-02B		
			S					3 ... 30	RH10-02C		
			S					5 ... 50	RH10-02D		
			S					10 ... 100	RH10-02E		
			-					20 ... 200	RH10-02F		
181	162	34	S	0.15	228	3800	DIN 477 / G _{1/2} a	0.1 ... 1.5	RH10-030		
			S					1 ... 15	RH10-03B		
181	164	34	S				DIN 477 / G _{3/8} i	3 ... 30	RH10-03C		
			S					5 ... 50	RH10-03D		
181	182	34	-					10 ... 100	RH10-03E		
			-					20 ... 200	RH10-03F		
181	231	102	S	0.25	422	7000	G _{3/4} i / G _{1/2} a	0.1 ... 1.5	RH10-A30		
			S					1 ... 15	RH10-A3B		
181	233	102	S				G _{3/4} i / G _{3/8} i	3 ... 30	RH10-A3C		
			S					5 ... 50	RH10-A3D		
181	184	35	-					10 ... 100	RH10-A3E		
			-					20 ... 200	RH10-A3F		
166	346	113	S	1.5	2000	33000	G _{3/4} a / G _{3/4} a	1 ... 8	RH10-06A		
			S					1 ... 15	RH10-06B		
			S					3 ... 30	RH10-06C		
			S					5 ... 50	RH10-06D		
			S					10 ... 100	RH10-06E		
250	370	242	S	2.5	3000	48000	G ₁ a / G ₁ a	1 ... 8	RH10-08A		
			S					1 ... 15	RH10-08B		
250	406	278	S					3 ... 30	RH10-08C		
			S					5 ... 50	RH10-08D		
250	387	276	-					20 ... 200	RH10-08F		

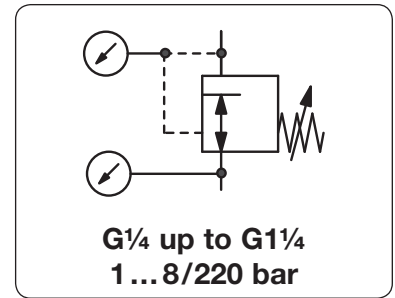


*1 at 200 bar supply pressure and 15 bar outlet pressure *2 max. 80 bar outlet pressure

High Pressure Regulator for Outlet Pressure up to 200 bar

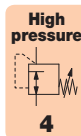
RH10

Description	For outlet pressures up to 15 bar the regulator has a diaphragm, for higher outlets a piston. A sintered bronze filter at the inlet port protects against contamination.	
Media	compressed air or non-corrosive gases	
Supply pressure	max. 220 bar	
Adjustment	RH10-02: by black plastic knob	all others: by T-handle with locknut
Gauge port	All regulators are equipped with both one supply pressure gauge and one outlet pressure gauge.	
Safety relief valve	prevents from overpressure, see chart	
Compensation	All regulators are equipped with supply pressure variation compensation, so that a change in supply pressure has no effect on the outlet pressure's stability.	
Temperature range	-20 °C to 60 °C / -4 °F to 140 °F	
Material	Body: brass, nickel-plated at RH10-02 Piston: brass at RH10-02 Valve seat: nylon Diaphragm: stainless steel at RH10-02, NBR/Buna-N at all others	Mounting position any Inlet filter: sintered bronze O-rings: EPDM or FKM, dependent on media



Dimensions			Safety relief valve	K _v -value	Flow rate	Connection thread	Pressure range	Order number
A	B	C	S: with valve	(m ³ /h)	m ³ /h*1	inlet / outlet	bar	
mm	mm	mm			l/min*1			

High pressure regulator 220 bar								non-relieving, for compressed air, pressure gauges supplied	RH10
246	385	269	S	3.5	5000	80000	G1 a / G1 ₄	1... 8	RH10-10A
			S					1... 15	RH10-10B
			S					3... 30	RH10-10C
246	426	310	S					5... 50	RH10-10D

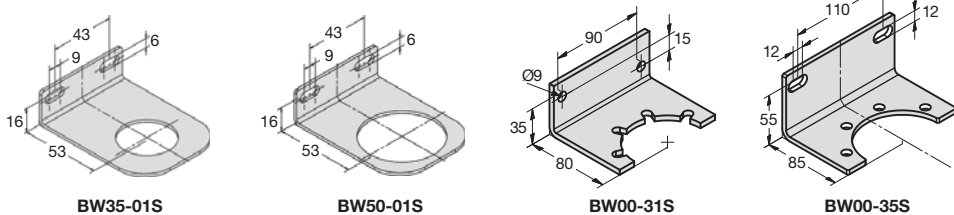
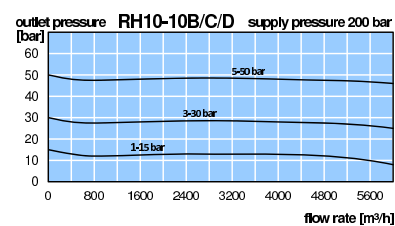
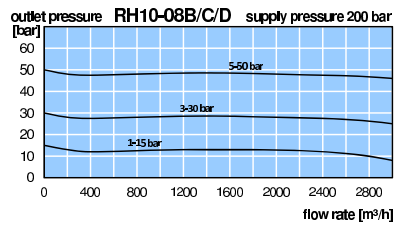


Special options, add the appropriate letter

relieving diaphragm	with relieving function, for compressed air up to max. 50 bar	RH10-...R
relieving piston	with relieving function, for compressed air up to max. 50 bar	RH10-...R
FKM elastomer		RH10-...V
PTFE elastomer		RH10-...T
SST diaphragm	from RH10-03	RH10-...S
for panel mounting	for RH10-02 to -A3	RH10-...P
carbon dioxide *2	CO ₂	RH10-...03
argon	Ar	RH10-...05
nitrogen	N ₂	RH10-...07
helium	He	RH10-...09
hydrogen	H ₂	RH10-...11
methane	CH ₄	RH10-...13
oxygen	O ₂	RH10-...15
propane	C ₃ H ₈	RH10-...16
nitrous oxide	N ₂ O	RH10-...17
without flange connection		RH10-...X40

Accessories

mounting bracket	made of stainless steel	for RH10-02	BW35-01S
mounting nut		for RH10-02	M35x1,5S
mounting bracket		for RH10-03 and -A3	BW50-01S
mounting nut		for RH10-03 and -A3	M50x1,5S
mounting bracket		for RH10-06	BW00-31S
		for RH10-08	BW00-35S



*1 at 200 bar supply pressure and 15 bar outlet pressure *2 max. 80 bar outlet pressure

Stainless steel version: see chapter for stainless steel devices PDF CAD www.aircom.net

Order example: RH10-10A